

## How To Create A Profile that Generates Employer Attention

- Go to: [constructioncareerconnect.com](https://constructioncareerconnect.com)
- Click on “Find Your Next Opportunity” in the center of the page.
- Click on “Jobseekers” under “Need an Account” and create login and password. Fill in basic account information. After you have created your account follow the below steps.

The screenshot shows the 'Profiles' page on the Construction Career Connect Jobspeaker website. The page is titled 'Profiles' and features a table of profiles and a detailed profile card for Kamita Marbury. Three green arrows with numbers 1, 2, and 3 indicate the steps to follow:

- Arrow 1 points to the 'Profiles' link in the left sidebar navigation menu.
- Arrow 2 points to the 'ADD PROFILE' button in the top right corner.
- Arrow 3 points to the 'View' link in the table row for 'Business Development'.

Title	Visibility	
Business Development	Default	Public <a href="#">View</a> <a href="#">Print Resume</a>

**Kamita Marbury**  
Business Development

North Brentwood, MD US

[View](#)

Board of Directors | Grammarly | Phelps ACE High School | Construction Career Connect > | Profiles - Jobspeaker

constructioncareerconnect.jobspeaker.com/#/profile/35690

Apps | https://ojttoolkit.w... | Naisc Codes | Registered Apprent... | Resources | JFF | About Us | IMPAQ |... | Case Studies Highe... | Other bookmarks | Reading list

CONSTRUCTION CAREER CONNECT

Powered by jobspeaker

Job Board | Dashboard | Notices

Dashboard

Messages

Profiles

Documents

Events

Skills

Learning Center

uExplore

**KAMITA MARBURY**

Occupation: Business Development

Beltsville, MD US

Edit Social Links

Edit

Print Resume | Visibility

**PORTFOLIOS AND PROJECTS**

Edit

**SKILLS / COMPETENCIES**

You have not yet added any schools from your coursework. Click edit to add some.

Edit

Help

Start | Type here to search | 9:33 AM 2/8/2022



Board of Directors | Grammarly | Phelps ACE High School | Construction Career Connect > | Profiles - Jobspeaker

constructioncareerconnect.jobspeaker.com/#/js/profile/35690

Apps | https://ottoolkit.w... | Naisc Codes | Registered Apprent... | Resources | JFF | About Us | IMPAQ L... | Case Studies High...

Dashboard | Notices

### Edit Profile Header

5 Profile Title \* Business Development

Summary Your professional summary, e.g. Enthusiastic professional, looking for a role where I can grow and develop.

6 Location Beltsville MD  
20705 United States of America

This location is applied only to this profile. It will not affect your account settings.

Make This My Default Profile

Display My Account Photo on this Profile

7 SAVE

\* required field

PORT

### SKILLS / COMPETENCIES

You have not yet added any schools from your coursework. Click edit to add some.

Edit

Help

Start | Type here to search

9:33 AM  
2/8/2022

Board of Directors x Grammarly x Phelps ACE High School x Construction Career Connect > x Profiles - Jobspeaker x

constructioncareerconnectjobspeaker.com/#/profile/35690

Messages

Profiles

Documents

Events

Skills

Learning Center

uExplore

### KAMITA MARBURY

Occupation: Business Development  
Beltsville, MD US  
[Edit Social Links](#)

[Print Resume](#) [Visibility](#)

### PORTFOLIOS AND PROJECTS

[Edit](#)

### SKILLS / COMPETENCIES

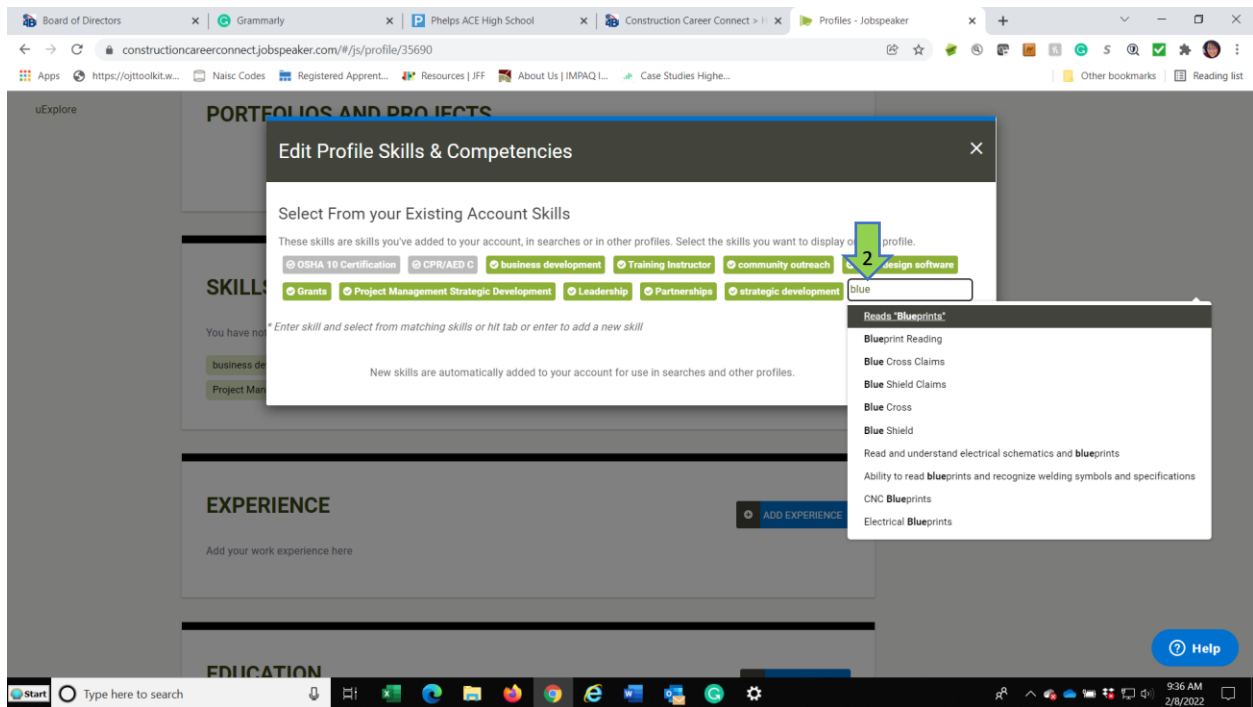
You have not yet added any schools from your coursework. Click edit to add some.

business development Training Instructor community outreach 2020 design software Grants  
Project Management Strategic Development Leadership Partnerships strategic development

[Edit](#)

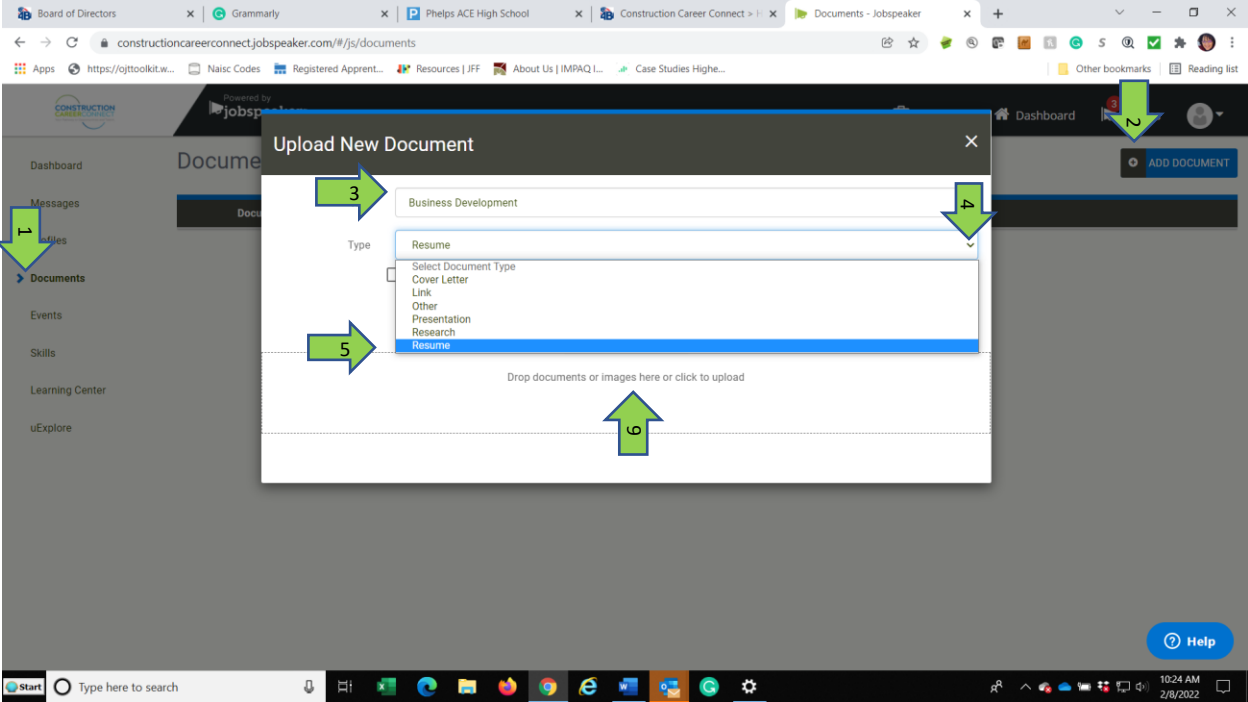
[Help](#)

Start Type here to search 9:35 AM 2/8/2022

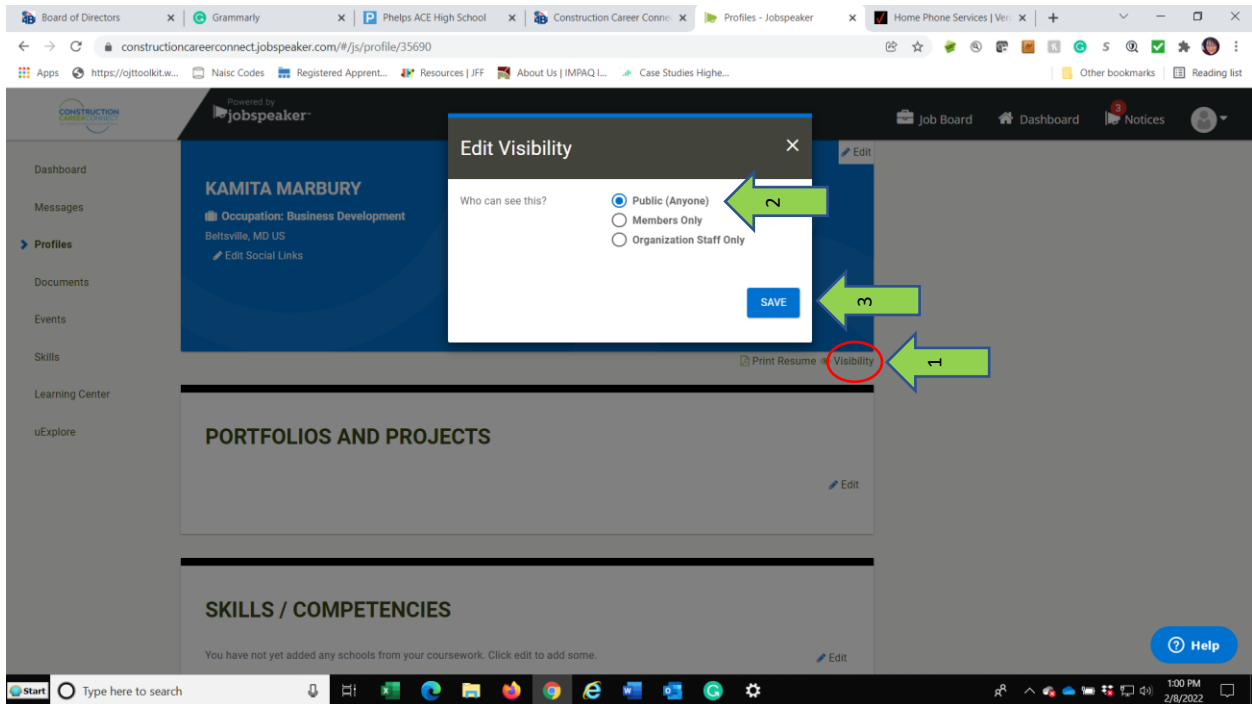


If you have a résumé, please go to documents and upload. If you don't have a résumé, you can continue to fill out Projects, Experience, Education, and Interest & Activities as appropriate.

Upload cover letter, résumé, or other documents you want to share with employers.



When your profile is complete, make it public so companies can find and see your profile.



To receive email notifications.

The screenshot shows a web browser window with the URL <https://constructioncareerconnect.jobspeaker.com/#/settings/email>. The page is titled "Email Notifications" and is part of the Jobspeaker interface. The user profile is Kamita Marbury, a Job Seeker. The page contains two toggle switches for email notifications:

- Reminders and Tips:** A toggle switch labeled "On" with a green arrow pointing to it labeled "3". Below it is the text: "Do you wish to receive reminders and tips via email for your Events and Job Search related activity? Recommended."
- Messages:** A toggle switch labeled "Off" with a green arrow pointing to it labeled "4". Below it is the text: "Do you wish to receive an email when you receive a message?"

The left sidebar shows navigation options: Settings & Security, **Emails & Notifications** (highlighted with a green arrow labeled "2"), and Billing. The right sidebar shows the user profile and account settings: Kamita Marbury, Job Seeker, Construction Career Connect, ACCOUNT, Settings & Security, **Emails & Notifications**, Billing, Terms of use, Privacy policy, Browser Add-On, and Sign Out. A green arrow labeled "1" points to the user profile icon in the top right. A blue "Help" button is located at the bottom right of the page. The Windows taskbar at the bottom shows the time as 9:54 AM on 2/8/2022.